



## Constant Contact Survey Results

**Survey Name:** Copy of Jan 30 2017 Realtor Survey UPDATE

**Response Status:** Partial & Completed

**Filter:** None

2/14/2017 8:36 AM EST

What is your designation?

Answer	0%	100%	Number of Response(s)	Response Ratio
Sales Agent			27	10.5 %
Associate Broker			108	42.0 %
Broker			97	37.7 %
Designated Broker/Manager			27	10.5 %
<b>Totals</b>			<b>257</b>	<b>100%</b>

What is your age?

Answer	0%	100%	Number of Response(s)	Response Ratio
Under 30			7	2.7 %
30-39			25	9.7 %
40-49			51	19.9 %
50-59			91	35.5 %
60 and above			82	32.0 %
<b>Totals</b>			<b>256</b>	<b>100%</b>

How many years have you been in this industry?

Answer	0%	100%	Number of Response(s)	Response Ratio
1-2 Years			31	12.1 %
3-5 Years			28	10.9 %
5-10 Years			32	12.5 %
11-20 Years			93	36.3 %
21+			72	28.1 %
<b>Totals</b>			<b>256</b>	<b>100%</b>

Are you an individual agent or part of a team?

Answer	0%	100%	Number of Response(s)	Response Ratio
Individual Agent			187	73.6 %
Part of a Team			69	27.1 %
<b>Totals</b>			<b>254</b>	<b>100%</b>

How many transactions did you close in the last 12 months?

Answer	0%	100%	Number of Response(s)	Response Ratio
1-5			65	25.8 %
6-10			44	17.5 %
11-15			34	13.5 %
16-20			34	13.5 %
21+			74	29.4 %
<b>Totals</b>			<b>251</b>	<b>100%</b>

What is your overall satisfaction level with the Greater Portland Board of REALTORS®?

Answer	0%	100%	Number of Response(s)	Response Ratio
Very Satisfied			115	45.2 %
Mostly Satisfied			107	42.1 %
Satisfied with a few aspects			30	11.8 %
Dissatisfied			4	1.5 %
<b>Totals</b>			<b>254</b>	<b>100%</b>

How satisfied are you with the Greater Portland Board of REALTORS® staff?

Answer	0%	100%	Number of Response(s)	Response Ratio
Very Satisfied			167	66.2 %
Mostly Satisfied			72	28.5 %
Satisfied with a few aspects			11	4.3 %
Dissatisfied			2	<1 %
<b>Totals</b>			<b>252</b>	<b>100%</b>

What could the Greater Portland Board of REALTORS® staff do to better serve you?

91 Response(s)

Have you served on any of the following?

Answer	0%	100%	Number of Response(s)	Response Ratio
Board of Directors			31	39.2 %
Committee			50	63.2 %
Subcommittee			13	16.4 %
Other			25	31.6 %
<b>Totals</b>			<b>79</b>	<b>100%</b>

How many Greater Portland Board of REALTORS® membership meetings did you attend in the past year?

Answer	0%	100%	Number of Response(s)	Response Ratio
1			69	27.2 %
2			48	18.9 %
3			36	14.2 %
4			21	8.3 %
None			82	32.4 %
<b>Totals</b>			<b>253</b>	<b>100%</b>







How many Greater Portland Board of REALTORS® events did you attend last year?

Answer	0%	100%	Number of Response(s)	Response Ratio
1			58	23.2 %
2			36	14.4 %
3			18	7.2 %
4+			19	7.6 %
None			125	50.2 %
<b>Totals</b>			<b>249</b>	<b>100%</b>

Which events did you attend in 2016? Please check all that apply.

Answer	0%	100%	Number of Response(s)	Response Ratio
REALTOR of the Year/Affiliate of the Year/Spirit Award Celebration			37	29.8 %
Habitat for Humanity Auction Fundraiser			25	20.1 %
Habitat for Humanity Build Days			11	8.8 %
Hands Around the Cove Fundraiser			47	37.9 %
Veteran's Day Parade			24	19.3 %
Portland's Pride Parade			11	8.8 %
Greater Portland Board of REALTORS® Holiday Party			58	46.7 %
REALTOR® Rally in Augusta			17	13.7 %
Maine Association of REALTORS® State Convention			28	22.5 %
National Association of REALTORS®? Legislative Meetings and Trade Expo in Washington D.C.			11	8.8 %
National Association of REALTORS® Annual Convention			14	11.2 %
Other			16	12.9 %
<b>Totals</b>			<b>124</b>	<b>100%</b>







How many Greater Portland Board of REALTORS® sponsored education classes did you attend in 2016?

Answer	0%	100%	Number of Response(s)	Response Ratio
1			74	29.3 %
2			70	27.7 %
3			40	15.8 %
4			9	3.5 %
5			7	2.7 %
None			53	21.0 %
<b>Totals</b>			<b>252</b>	<b>100%</b>




What other courses or classes would you like to see offered by Greater Portland Board of REALTORS®?

79 Response(s)

What would you like to see more of? Please check all that apply.

Answer	0%	100%	Number of Response(s)	Response Ratio
Credited Courses/Education			187	88.2 %
Non-credited business related courses			53	25.0 %
Events			23	10.8 %
Socials			38	17.9 %
Fundraisers			16	7.5 %
Other			8	3.7 %
<b>Totals</b>			<b>212</b>	<b>100%</b>

Would you find monthly technology tips helpful?

Answer	0%	100%	Number of Response(s)	Response Ratio
Yes			208	80.6 %
No			39	15.1 %
No Response(s)			11	4.2 %
<b>Totals</b>			<b>258</b>	<b>100%</b>

What type of tech tips would you find most beneficial?

88 Response(s)

What 3 technology Aps do you use the most in your business, excluding social media?

108 Response(s)

Have you purchased anything from the Board Store in the past year?

Answer	0%	100%	Number of Response(s)	Response Ratio
Yes			142	55.0 %
No			110	42.6 %
No Response(s)			6	2.3 %
<b>Totals</b>			<b>258</b>	<b>100%</b>

What items would you like to see added to the Board Store?

63 Response(s)

What is the best way for Greater Portland Board of REALTORS® to communicate with you?

Answer	0%	100%	Number of Response(s)	Response Ratio
Email			238	92.2 %
Text			14	5.4 %
Phone Call			2	<1 %
Social Media			2	<1 %
Other			0	0.0 %
No Response(s)			2	<1 %
<b>Totals</b>			<b>258</b>	<b>100%</b>

Did you invest in the REALTOR® Political Action Committee (RPAC) last year?

Answer	0%	100%	Number of Response(s)	Response Ratio
Yes			114	44.1 %
No			137	53.1 %
No Response(s)			7	2.7 %
<b>Totals</b>			<b>258</b>	<b>100%</b>

Would you like to know more about the REALTOR® Political Action Committee (RPAC)?

Answer	0%	100%	Number of Response(s)	Response Ratio
Yes			68	26.3 %
No			172	66.6 %
No Response(s)			18	6.9 %
<b>Totals</b>			<b>258</b>	<b>100%</b>

Have you participated in any REALTOR® Call to Actions?

Answer	0%	100%	Number of Response(s)	Response Ratio
Yes			143	55.4 %
No			108	41.8 %
No Response(s)			7	2.7 %
<b>Totals</b>			<b>258</b>	<b>100%</b>

Please rate the following in order of importance to you:

1 = Least Important, 11 = Most Important

Answer	1	2	3	4	5	6	7	8	9	10	11	Number of Response(s)	Rating Score*
CEU Classes												237	9.9
Technology Training												235	8.9
REALTOR Code of Ethics promotion and education												232	8.7
Access to Greater Portland Board of REALTORS® Staff												233	7.2
Access to the Board Store												235	6.7
Greater Portland Board of REALTORS® Community Service and Charity Events												232	6.6
Greater Portland Board of REALTORS® Socials												234	5.4
Monthly Newsletter												234	7.6
Greater Portland Board of REALTORS® e-newsUpdates												232	8.2
Greater Portland Board of REALTORS® Meetings												233	7.4

\*The Rating Score is the weighted average calculated by dividing the sum of all weighted ratings by the number of total responses.

What are the 3 biggest challenges do you feel your business will face in 2017?

139 Response(s)

---

How can Greater Portland Board of REALTORS® help you overcome these challenges?

---

81 Response(s)

---

Additional thoughts and comments you would like to share with us

---

55 Response(s)

---

If you would like to be entered into our drawing for a chance to win 1 of 4 \$25 gift certificates to the Board Store please provide your name:

---

105 Response(s)